

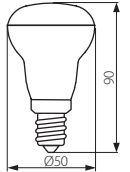


LED SMD

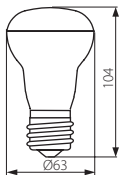
LED Leuchten  
LED lamps  
Lampes LED

SIGO

LED  
technology



SIGO R50 LED E14-WW  
SIGO R50 LED E14-NW



SIGO R63 LED E27-WW  
SIGO R63 LED E27-NW

SIGO R63 LED E27-WW  
SIGO R63 LED E27-NW

SIGO R50 LED E14-WW  
SIGO R50 LED E14-NW



220-240V~  
50/60Hz

120°

15000 (h)

≥15000

EI  
A+



ERC

CE

Kanlux



kWh/1000h



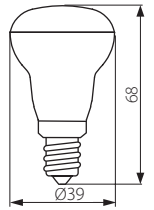
Model	Code	Power [W]	Beam Spread [°]	Base	Beam Spread [lm]	Energy [kWh/1000h]	Temp [K]
SIGO R50 LED E14-WW	22735	6	6 - 41	E14	480	6	3000
SIGO R50 LED E14-NW	22736	6	6 - 41	E14	480	6	4000
SIGO R63 LED E27-WW	22737	8	8 - 50	E27	640	8	3000
SIGO R63 LED E27-NW	22738	8	8 - 50	E27	640	8	4000



# SIGO



SIGO R39 LED E14-WW  
SIGO R39 LED E14-NW



SIGO R39 LED E14-WW  
SIGO R39 LED E14-NW



**Kanlux**



kWh/1000h



Model	Code	Power [W]	Life [h]	Base	Beam [lm]	Temp [K]	Temp [K]
SIGO R39 LED E14-WW	22733	4	4 - 30	E14	320	4	3000
SIGO R39 LED E14-NW	22734						4000